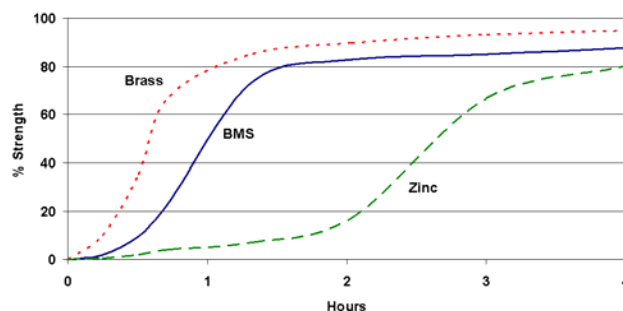


## Major Features

- \* Vibration resistant
- \* Can be dismantled with normal tools
- \* Provides corrosion protection

Permabond A011 is an anaerobic adhesive designed for locking and sealing threaded or coaxially fitting metal parts where subsequent dismantling is required. Its controlled strength ensures fatigue, vibration and corrosion resistance on large or fragile components whilst still allowing assemblies to be stripped down using normal tools.

## Strength Development



Cure times are typical at 23°C. Copper and its alloys will follow the faster cure while oxidised or passivated surfaces like stainless steel will tend towards the slower curve. Lower temperatures or large gaps will tend to extend the cure time. To reduce the cure time the use of Permabond A905, or heat, can be considered.

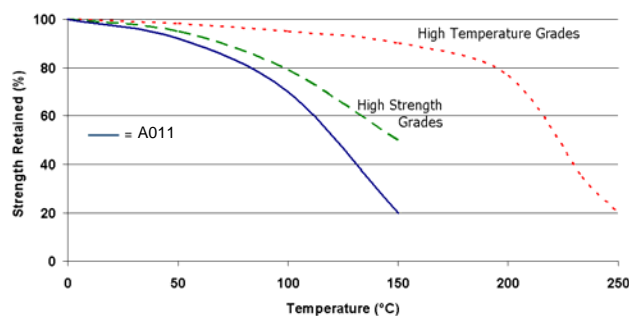
## Physical Properties

Chemical Type	Acrylic Single Part
Colour	Red
Viscosity @ 25°C mm <sup>2</sup> /s	500
Density	1.06
UV Fluorescent	Yes

## Performance

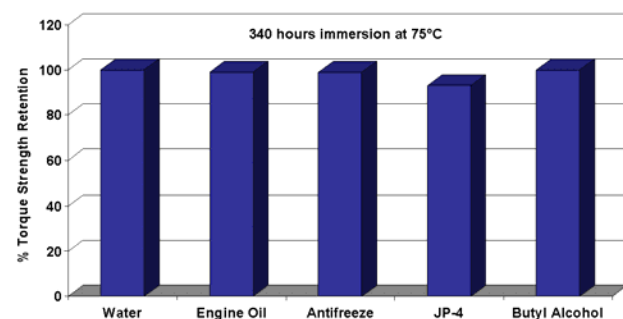
Maximum Gap Fill		0.12 mm
Max. Thread Size		M20 ¾"
Handling strength	Steel	10-25 minutes
Working strength		1 hour
Full strength		24 hours
Torque strength (Break / Prevail)	M10 Steel ISO10964	6.5 / 3 Nm
Shear strength	Steel Collar and Pin	5 MPa
Service Temp.		-55 to +150°C

## Hot Strength



The reduction in strength shown here is reversed on cooling providing the joint is not overstressed. Exposure to higher temperatures may be acceptable for short periods

## Chemical Resistance



This product is not recommended for use in joints which will be in contact with either steam or pure oxygen. Avoid prolonged contact with strong acids, alkalis and very polar solvents

WRAS approved for contact with potable water

## Surface Preparation

Though the anaerobic adhesives will tolerate a slight degree of surface contamination best results are obtained on clean, dry and grease free surfaces. The use of Permabond Cleaner A is recommended.

In general roughened surfaces (~25µm) give higher bond strengths than polished or ground surfaces.

To reduce the curing time, especially on inactive surfaces such as zinc, aluminium and stainless steel, the use of Permabond A905 can be considered.

## Adhesive Application



### Gasketing

Apply as a bead, by roller, silkscreen or stencil. Ensure all potential leak paths such as flange bolt holes are encircled.

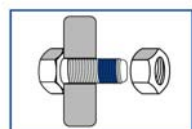
Removal: use normal tools to prise the surfaces apart. Ensure old adhesive is removed before reassembling the parts.

### Retaining

Apply a circumferential bead; preferentially to the female component. Assemble with a twisting action.



For larger components use thixotropic products to prevent run off. Take care to ensure adhesive does not enter ball races or other mechanisms.



### Thread Locking

Apply sufficient adhesive to the bolt to ensure adequate coverage. For coarse threads use thixotropic grades.

For blind holes adhesive should be applied to the lower end of the female thread to ensure it is not forced out of the joint during assembly.

### Thread Sealing

Apply a continuous bead circumferentially 1-2 threads from the leading edge. Ensure sufficient is applied to give a complete seal.

For taper/parallel threads ensure adhesive is positioned where the threads will engage fully. Gaps, and therefore cure times, may be greater than expected with this joint configuration.

Tighten with normal tools.



## Storage and Handling

<b>Storage Temperature</b>	<b>5 to 25°C</b>
Users are reminded that all materials, whether innocuous or not, should be handled in accordance with the principles of good industrial hygiene. Full information can be obtained from the Material Safety Data Sheet.	

### Other products in the Permabond range....

#### Anaerobics

- ✓ Toughened
- ✓ Gas & Water approved
- ✓ High temperature resistance

#### Cyanoacrylates

- ✓ Low bloom / low odour
- ✓ Flexible,
- ✓ High temperature resistance

#### Epoxies

- ✓ Fast cure
- ✓ Toughened
- ✓ Flexible grades

#### Toughened Acrylics

- ✓ Rapid cure
- ✓ Low odour

#### UV Light Cured

- ✓ Glass / plastic bonding
- ✓ Optically clear
- ✓ Non yellowing

### Contact Permabond:

**Europe:** Tel +44(0)1962 711 661  
 UK Helpline: 0800 975 9800  
 Deutschland: 0800 101 3177  
 France: 0805 11 13 88  
[info.europe@permabond.com](mailto:info.europe@permabond.com)

**US:** Tel 00 1 732-868-1372  
 Helpline 800-640-7599  
[info.americas@permabond.com](mailto:info.americas@permabond.com)

**Asia:** Tel 00 886 939 49 3310  
[info.asia@permabond.com](mailto:info.asia@permabond.com)

[www.permabond.com](http://www.permabond.com)

The information given and the recommendations made herein are based on our experience and are believed to be accurate. No guarantee as to, or responsibility for, their accuracy can be given or accepted, however, and no statement herein is to be treated as a representation or warranty. In every case we urge and recommend that purchasers, before using any product, make their own tests to determine, to their own satisfaction, its suitability for their particular purposes under their own operating conditions.